











How to write your own fable in 4 steps...follow the guidelines !

PREPARATION TIME

Step one CHOOSE TWO ANIMALS (one of them must be typically from New Zealand)

				
A <u>ki</u> wi	A <u>ge</u> cko	A bat	An alpine <u>pa</u> rrot	A fur seal
				
A sea turtle	A whale	A sea lion	A yellow-eyed <u>pe</u> nquin	A sheep

The good guy (=the hero) in my fable is





The bad guy (=the villain) in my fable is

Choose at least three adjectives to describe their personalities:

Toolbox :

stubborn ≠ flexible,
 caring ≠ selfish,
 shy ≠ outgoing,
 easily scared ≠ bold,
 honest ≠ dishonest,
 cunning,
 touchy ≠ easy-going,
 lazy ≠ hardworking ,
 pessimistic ≠ optimistic,...

Step two : the SETTING

SEASON	Time of the day	Place (choose your favourite landscape)
	6AM -at _____ 10AM in the _____ 2PM in the _____	
	7PM at _____ 9PM in the _____ 1 AM at _____	

How to write your own fable in 4 steps...follow the guidelines !

Step 3 : EVENTS

List the good guy's actions :



The PROBLEM : List the bad guy's actions :

You can use a dictionary

SOLVE the PROBLEM : what does the hero have to do?

List your verbs :

Step 4 : The END

You must finish your fable with a moral (A lesson that can you learn from a story or experience)

Here's a list of famous morals, help yourself or invent your own!

Beware of flatterers.

Choose the lesser of two evils.

Every tale is not to be believed.

Look before you leap.

Once bitten, twice shy.

Slow but steady wins the race.

The battle is not always won by the strong.

There are two sides to every truth.

Think before you act.

Union is strength.

YOUR TURN NOW!

To improve your story, you must use linking words

☆	First, and, but so, then, because
☆☆	Therefore, consequently, that is the reason why, moreover, however



Good luck !